


GLOBAL VISION • LOCAL REACH • ONE COMPANY



**modulex**  
billund





# Who are we.


GLOBAL VISION • LOCAL REACH • ONE COMPANY



## Facts.

Modulex

- Part of the Modulex Group originally founded in **1963** by Lego
- Located in **Billund**, Denmark
- **5,000** m2 factory facility
- **55** employees
- Turnover of **5.6** mio euros



## Our profil.

---

- Over **55** years commitment to design, quality and the environment.
- Our Code of Conduct is based on the **10** principles of the UN Global Compact covering human rights, labour, environment and anti-corruption
- **ISO 9001** certificated since 1991
- **Green diploma** for our production



Our **Green** awareness.

---



### **Water management**

Treat waste water before entering public sewage.



### **Manufacturing Waste**

93 % of all manufacturing waste gets recycled or disposed via waste to energy plants



### **Renewable Energy Sources**


We are 100 % CO<sub>2</sub> Neutral.



## Our production.

---

- Modulex Billund products are centrally manufactured in modern facilities.
- We can guarantee both quality and manufacturing flexibility



## Our production.


- Customer Service
- Cutting department
- Painting department
- Texting and finishing department
- Shipping service



## Product offering.

---

- Architectural signage
  - Exterior and interior product lines
- Tailor-made signage
  - Various options to choose from
- Graphics and decoration





# Architectural signage.

- More than 1400 articles for exterior and interior signage



modulex  
billund

Compass · Clearance 500 mm / 20"

Post and Panel / Monolith

a = Ground sleeves  
b = Feet for concrete  
c = Extended posts (app. 900 mm)

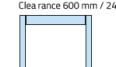
Width 800 mm / 32"

a: 611011--  
c: 611301--  
400 x 800 mm  
15.7" x 32"



Post and panel Sign  
Panel: 1  
Post: 2/Ø= 70 mm / 2.75"  
Windload A1, A2, B1, B2

a: 611006--  
c: 611206--  
120 x 800 mm  
4.75" x 32"  
Clearance 600 mm / 24"



Post and panel Sign  
Panel: 1  
Post: 2/Ø= 70 mm / 2.75"  
Windload A1, A2, B1, B2

Totem

b: 621080xx  
900 x 175 mm  
35" x 6.875"

c: 621081xx  
900 x 175 mm  
35" x 6.875"  
Dugged into ground

(Height fits 651518-- 651510-- 611023-- and 611009--)

b: 621082xx  
1300 x 250 mm  
51" x 9.875"

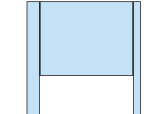
c: 621084xx  
1300 x 250 mm  
51" x 9.875"  
Dugged into ground

(Height fits 611020-- and 611015--)

Material	Aluminium
Colours	All standard colours
Texting of panels	All texting technologies

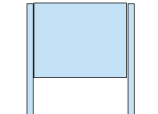
Width 1250 mm / 50"

b: 611025--  
1000 x 1250 mm  
40" x 50"



Post and panel Sign  
Panel: 1  
Post: 1/Ø= 90 mm / 3.5" & 1/ID 175 mm / 6.875"  
Windload A1, A2, B1, B2

b: 611016--  
c: 611216--  
1000 x 1250 mm  
40" x 50"



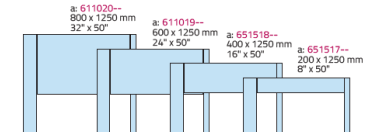
Post and panel Sign  
Panel: 1  
Post: 2/Ø= 90 mm / 3.5"  
Windload A1, A2, B1, B2

Width 1600 mm / 63"

b: 611025--  
c: 611225--  
1000 x 1600 mm  
40" x 63"

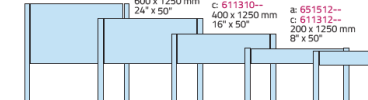


Post and panel Sign  
Panel: 1  
Post: 2/Ø= 90 mm / 3.5"  
Windload A1, A2, B1, B2



Post and panel Sign  
Panel: 1  
Post: 1/Ø= 70 mm / 2.75" & 1/ID 175 mm / 6.875"  
Windload A1, A2, B1, B2

a: 611015--  
c: 611215--  
800 x 1250 mm  
32" x 50"




Post and panel Sign  
Panel: 1  
Post: 2/Ø= 70 mm / 2.75"  
Windload A1, A2, B1, B2

a: 611024--  
c: 611224--  
600 x 1600 mm  
24" x 63"



Post and panel Sign  
Panel: 1  
Post: 2/Ø= 70 mm / 2.75"  
Windload A1, A2, B1, B2



# Exterior Signage.

GLOBAL VISION • LOCAL REACH • ONE COMPANY



# Compass.

- Post and panel signs




## Pacific Exterior.

- Curved product line



# Pacific Exterior.

digitalplex



# Messenger Exterior.

- Flat product line



## Macer Exterior.

- Slim product line



Via exterior.

- Glass monoliths





## Basic Exterior.

---

- Low cost monoliths





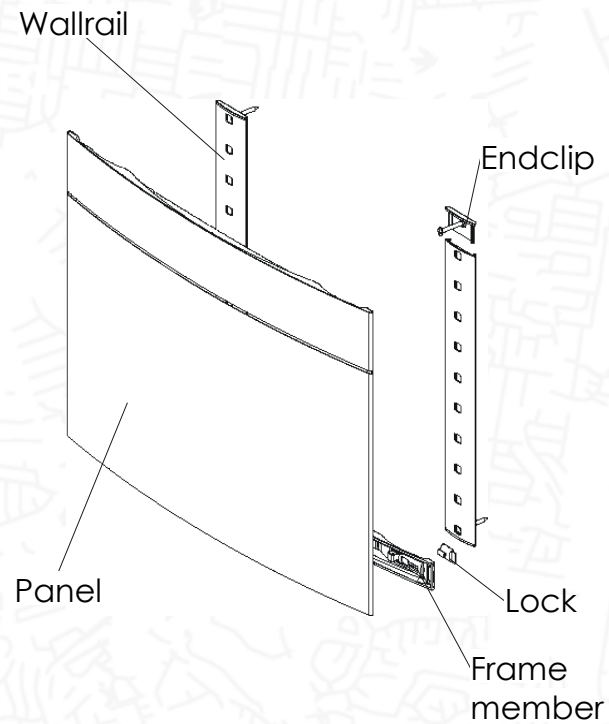
# Interior Signage.

GLOBAL VISION • LOCAL REACH • ONE COMPANY



# Pacific Interior.

- Curved modular product line



# Pacific Interior.

---



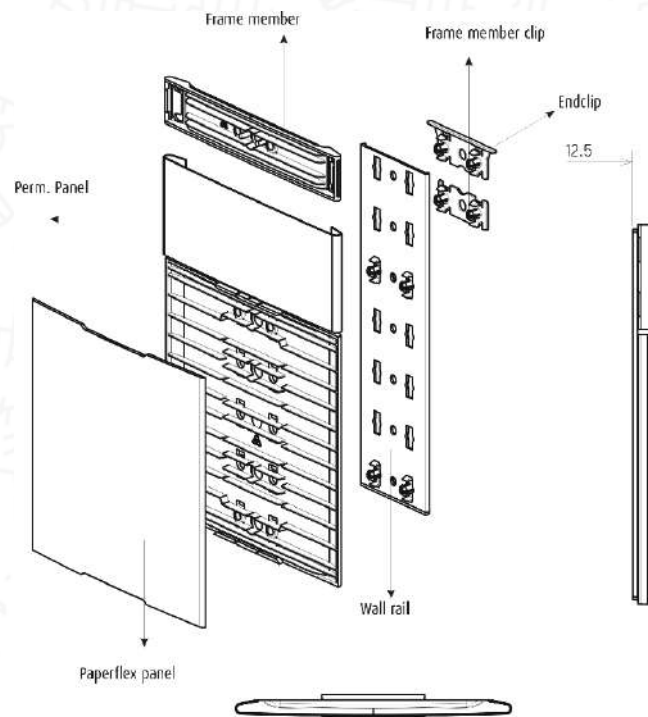
# Pacific Interior.

OTTO GRÖNEMEYER



# Messenger Interior.

- Flat modular product line




# Messenger Interior.



# Messenger Interior.

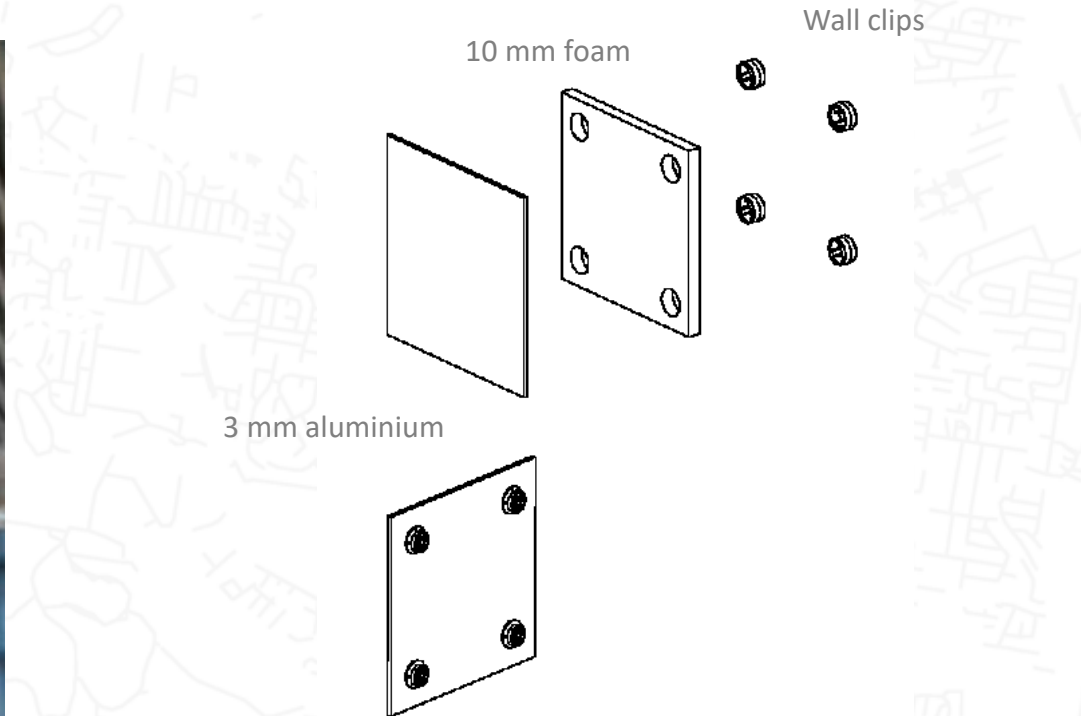
idess





# Infinity Basic.

- Flat product line, flexible in shapes



# Infinity Basic.

---



# Infinity Basic.



# Macer Interior.

- Flat product line with visible fixation




Macer Interior.

DA VINCI EX




Sirius.

- Product line in glass



Via interior.

- Product line for large areas



# Paperflex.

- Basic Interior and Breeze



	Mandag	Tirsdag	Onsdag	Torsdag	Fredag
MJ ENG	TS FY5	MJ DAN	AH SAM	TS FY5	
MJ ENG	TS FY5	MJ DAN	AH SAM	UK IDR HAL	
MJ DAN	MH MAT	AT BID BIO	AT BID BIO	PM VALG PYS	
MJ DAN	MH MAT	AT P/S PYS	MJ ENG	PM VALG PYS	
MH MAT	AT P/K PYS	AT P/A PYS	MJ KL TIC		
	SV HIS		MJ KRJ		
	SV HIS				





# Tailor-made Signage.

GLOBAL VISION • LOCAL REACH • ONE COMPANY



## Materials.

---

- Aluminium
- Brushed aluminium
- Anodized aluminium
- ACM
- Acrylic
- Glass



## Green Materials.


- Greenbond™
- Etronite



Lower Carbon Footprint



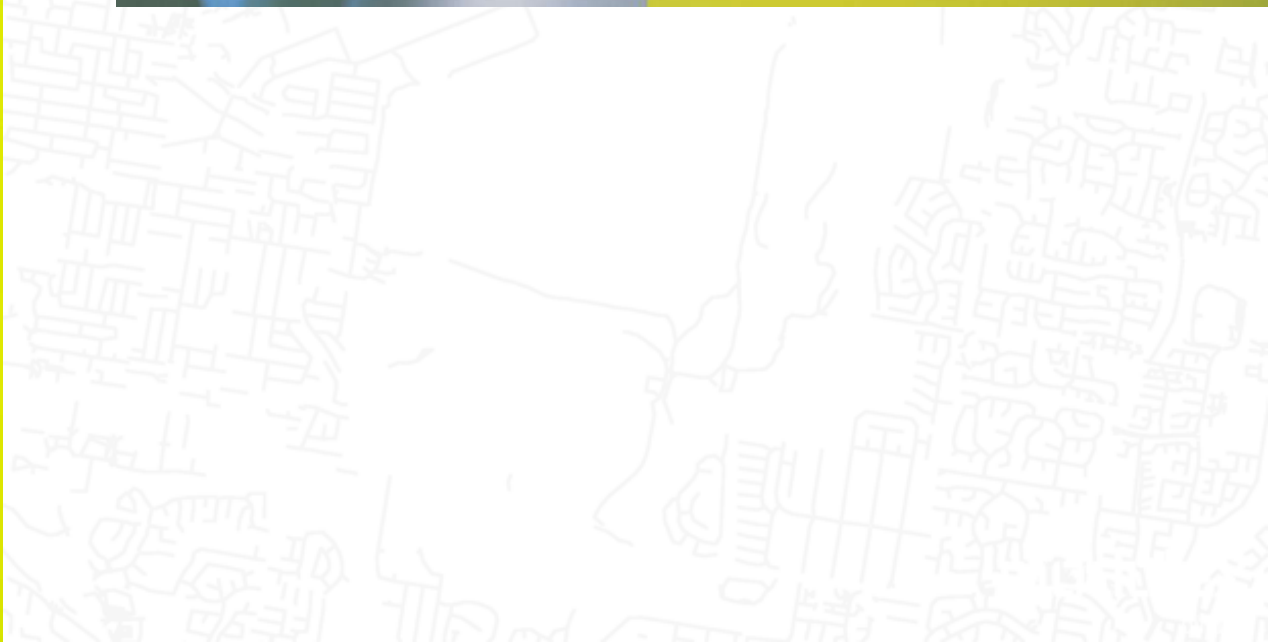

Cleaner Production



Sustainably Sourced

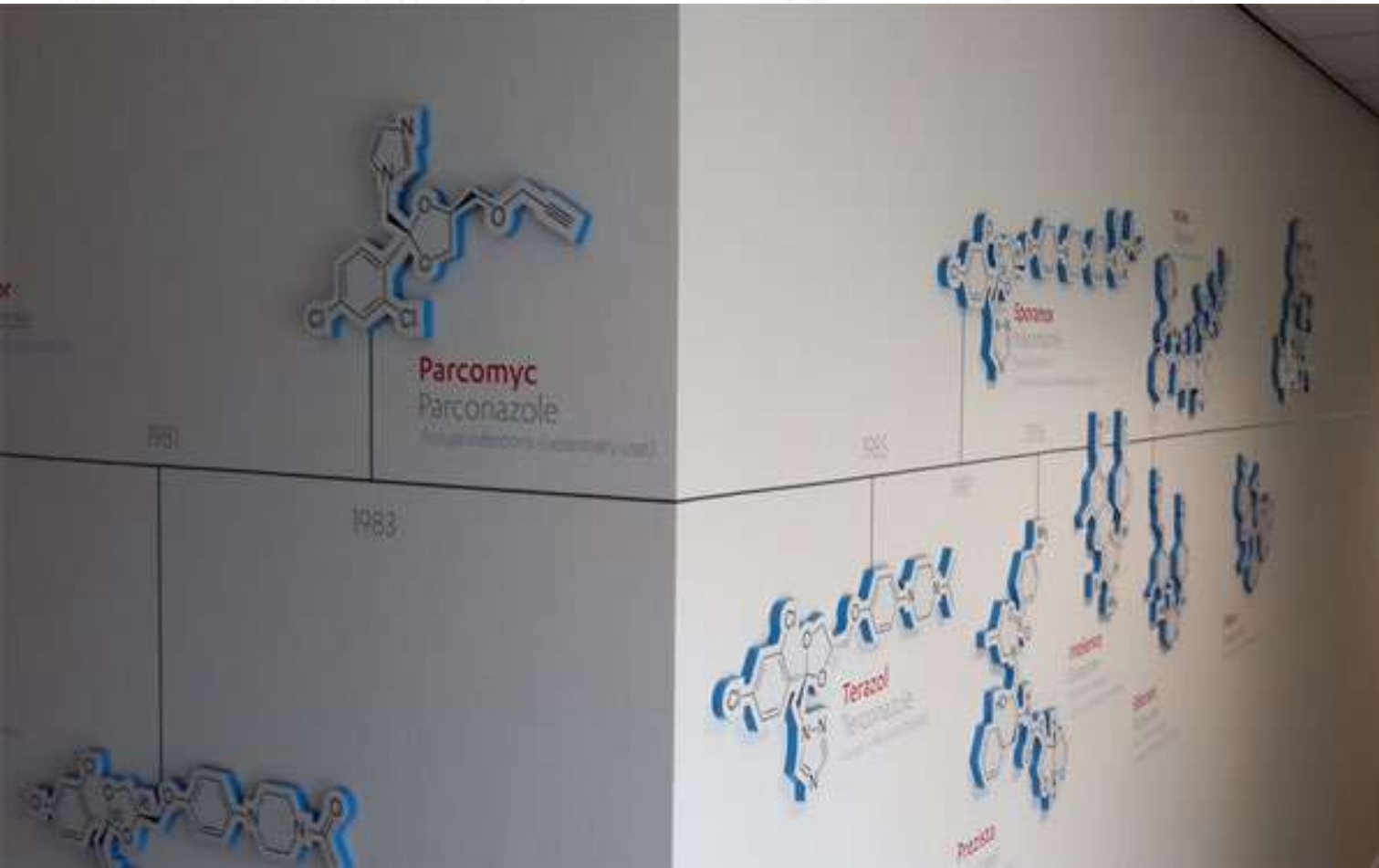
Tailor-made.

Orbitalex



Tailor-made.

Orbitalex





# Texting Technologies.

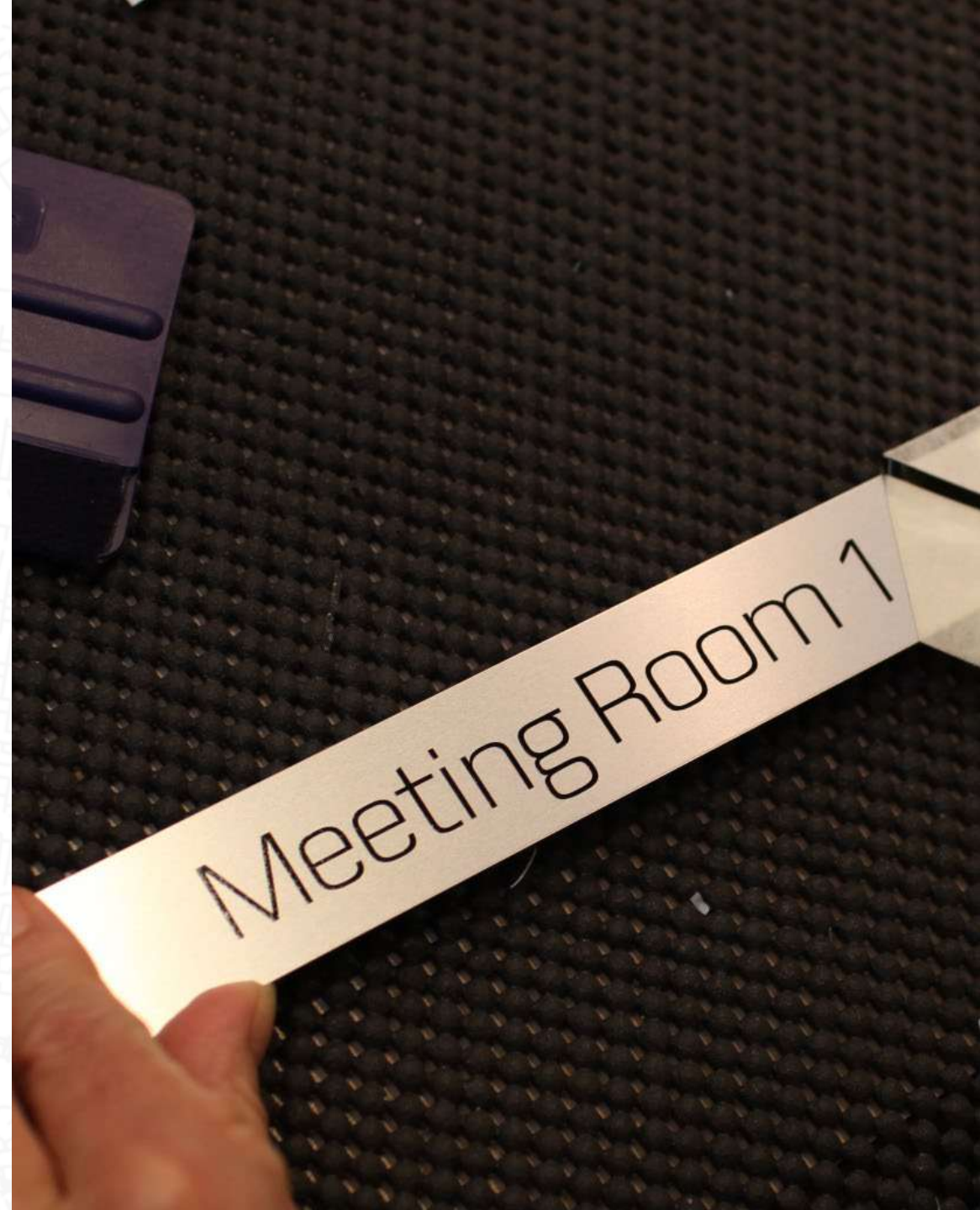
GLOBAL VISION • LOCAL REACH • ONE COMPANY



## Options.

---

- Vinyl
- Eco print or UV print on foil
- Direct UV print
- Texture print
- Tactile print



Texture.



---





Tactile.

---





# Graphics and Decoration.

GLOBAL VISION • LOCAL REACH • ONE COMPANY



**modulex**  
billund

# Wall foils.

Grundfos



# Window foils.

© 2010 Plex



Design foils.





# Questions.

GLOBAL VISION • LOCAL REACH • ONE COMPANY

